


LESSON - 2

LET'S SPEAK

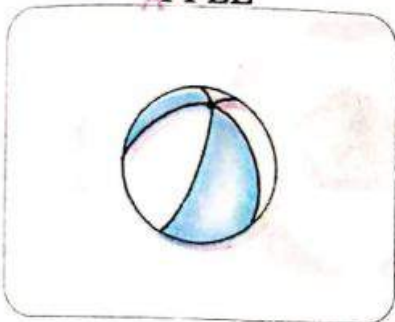


APPLE



ANT

A



BALL



BUS

B




CAT



CUP

C



DUCK




DOG

D




EGG



ELEPHANT

E




FISH



FOOT BALL

F



GOAT



GRAPES

G



HORSE



HOUSE

H



INK-POT



ICE-CREAM

I



JUG




JOKER

J




KITE




KEY

K



LION



LEMON

L



MANGO

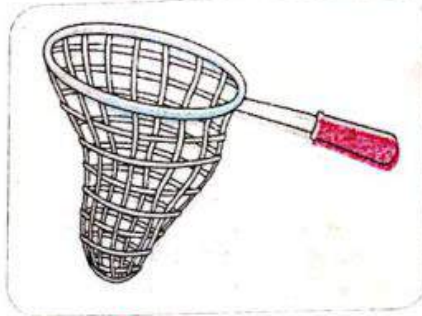


MOBILE

M



NEST




NET

N



OWL



ORANGE

O



PARROT




PEN

P



QUEEN



QUILT

Q



RABBIT



ROSE

R



SHEEP



SUN

S



TIGER



TREE

T



UMBRELLA



UNIFORM

U



VAN



VIOLIN

V

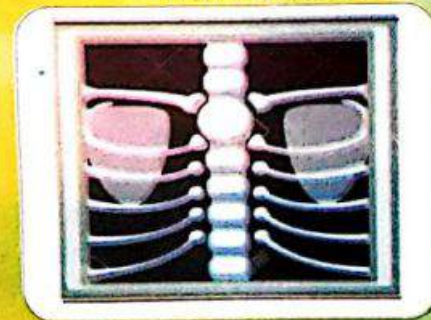


WELL



WATCH

W



X-RAY




X-MAS TREE

X






YAK



YARN

Y



ZEBRA



ZIP

Z

LET'S SING:

COME, LITTLE CHILDREN COME TO ME
I WILL TEACH YOU A B C

A	B	C	D	E	F
G	H	I	J	K	L
M	N	O	P	Q	R
S	T	U	V	W	X
Y	Z				




शिक्षण सकत-

○ बच्चों को Song हाव-भाव एवं लय के साथ कराएँ।



RHYMES



1 **A, B, C..**



A, B, C...,

TUMBLE DOWN D.

THE CAT IS IN THE CUPBOARD,
AND SHE CAN'T SEE ME.



2

CHUBBY CHEEKS

CHUBBY CHEEKS
DIMPLE CHIN;
ROSY LIPS
TEETH WITHIN;
CURLY HAIR
VERY FAIR;
EYES ARE BLUE
LOVELY TOO,
MUMMY'S PET IS THAT YOU.
YES, YES, YES!



o Action के माध्यम से बच्चों को Parts of body से परिचित कराएँ।